

Recess-ADJUSTABLE SPOT LIGHT

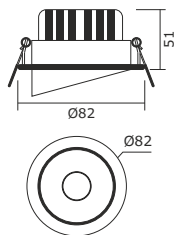
Wattage: 8W | 10W | 12W

## TECHNICAL SPECIFICATIONS

Light source	: COB-Chip on Board
Power consumption	: 8W, 10W, 12W
90 CRI	: 3000 K   3500 K   4000 K
80 CRI	: 5700 K
Driver	: Constant Current AC-DC
Input voltage range	: 220-240 V
Output voltage	: 33V-37V DC
Output current	: 200 mA, 250 mA, 300 mA
Power factor	: >0.95
THD	: <15%

## PRODUCT HIGHLIGHTS

- Aesthetically designed high performance tiltable recess-spot light luminaire
- The complete luminaire is made of die cast aluminium
- High efficient passive cooling die-cast aluminium light head
- The light head rotatable 350° and tiltable 25°
- High efficiency vacuum metalized polycarbonate reflector with beam angle Options of 24° & 36°
- High efficacy chip on board (COB) LED technology
- Isolated - high efficiency electronic driver technology
- Heavy gauge spring toggle for easy installation on false ceiling application
- Shade: powder coated-white, black & grey





Cut Dia. Ø75 mm

## LED PARAMETERS

WATTS	CRI	COLOR TEMP.	LUMEN	CRI	COLOR TEMP.	LUMEN
8W	90	3000 K, 3500 K, 4000 K	700 lm, 720 lm, 750 lm	80	5700 K	870 lm
10W		3000 K, 3500 K, 4000 K	860 lm, 890 lm, 910 lm		5700 K	1050 lm
12W		3000 K, 3500 K, 4000 K	1040 lm, 1098 lm, 1150 lm		5700 K	1260 lm

Color choice



Driver options



Application area for retail space:  
Wall Niche | Wall Rack