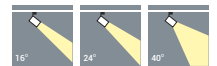




IS 10322(PART 5/SEC 2):2012
R-71012963

Available Reflector Deg.



Semi Recess-**SPOT LIGHT**

Wattage: 15W | 17W | 19W | 23W | 25W | 27W | 29W

TECHNICAL SPECIFICATIONS

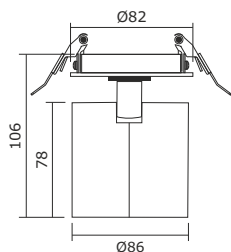
Light source	: COB-Chip on Board
Power Consumption	: 15W, 17W, 19W, 23W, 25W : 27W, 29W
90 CRI	: 3000 K 3500 K 4000 K
80 CRI	: 5700 K
Driver	: Constant Current AC-DC
Input Voltage Range	: 220-240 V
Output Voltage	: 33V-37V DC
Output Current	: 400 mA, 450 mA, 500 mA, 600 mA, 650 mA, 700 mA, 750 mA
Power Factor	: >0.98
THD	: <10%

PRODUCT HIGHLIGHTS

- Aesthetically designed semi-recess mounted spot light luminaire
- 355° rotatable and 45°-90° adjustable light head
- The complete luminaire is made of die-cast aluminium
- High efficient passive cooling die cast aluminium light head
- Aesthetically designed anti glare ABS front ring
- High efficiency vacuum metalized polycarbonate reflector with beam angle options of 16°, 24° & 40°
- High efficacy chip on board (COB) LED technology
- Inbuilt high efficiency electronic driver technology
- Shade : powder coated-white, black & grey


LED PARAMETERS

WATTS	CRI	COLOR TEMP.	LUMEN	CRI	COLOR TEMP.	LUMEN
15W	90	3000 K, 3500 K, 4000 K	1334 lm, 1349 lm, 1370 lm	80	5700 K	1581 lm
17W		3000 K, 3500 K, 4000 K	1565 lm, 1582 lm, 1600 lm		5700 K	1840 lm
19W		3000 K, 3500 K, 4000 K	1710 lm, 1729 lm, 1748 lm		5700 K	2014 lm
23W		3000 K, 3500 K, 4000 K	2003 lm, 2025 lm, 2058 lm		5700 K	2363 lm
25W		3000 K, 3500 K, 4000 K	2140 lm, 2165 lm, 2213 lm		5700 K	2558 lm
27W		3000 K, 3500 K, 4000 K	2340 lm, 2367 lm, 2408 lm		5700 K	2744 lm
29W		3000 K, 3500 K, 4000 K	2448 lm, 2477 lm, 2508 lm		5700 K	2909 lm



Cut Dia. Ø72 mm

Color choice



All dimensions are in mm

Application area for retail space:

Focal area | Peripheral | Show Window | Wall Display