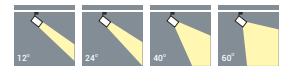




Available Reflector Deg.



Power Track-ACCENT LIGHT

Wattage: 15W | 18W | 22W | 24W | 27W

## TECHNICAL SPECIFICATIONS

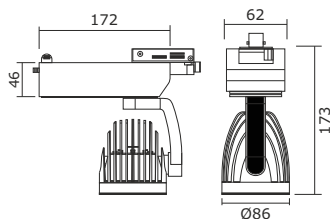
Light Source	: COB-Chip on Board
Power Consumption	: 15W, 18W, 22W, 24W, 27W
90 CRI	: 3000 K   3500 K   4000 K
80 CRI	: 5700 K
Driver	: Constant current AC-DC
Input Voltage Range	: 220-240 V
Output Voltage	: 33V-37V DC
Output Current	: 400 mA, 500 mA, 600 mA, 650 mA, 700 mA
Power Factor	: >0.98
THD	: <10%

## PRODUCT HIGHLIGHTS

- Aesthetically designed track mounted horizontal-accent luminaire
- 355° rotatable luminaire and 45°-90° adjustable light head
- The complete luminaire is made of die-cast aluminium
- High efficient passive cooling die-cast aluminium light head
- High efficiency vacuum metalized polycarbonate reflector with beam angle options of 12°, 24°, 40° & 60°
- High efficacy chip on board (COB) LED technology
- Inbuilt high efficiency electronic driver technology
- Adaptor-suitable for 3 wire / 4 wire power track
- Shade: powder coated - white, black & grey


## LED PARAMETERS

WATTS	CRI	COLOR TEMP.	LUMEN	CRI	COLOR TEMP.	LUMEN
15W	90	3000 K, 3500 K, 4000 K	1556 lm, 1613 lm, 1635 lm	80	5700 K	1833 lm
18W		3000 K, 3500 K, 4000 K	1957 lm, 2010 lm, 2061 lm		5700 K	2276 lm
22W		3000 K, 3500 K, 4000 K	2289 lm, 2303 lm, 2426 lm		5700 K	2654 lm
24W		3000 K, 3500 K, 4000 K	2442 lm, 2513 lm, 2562 lm		5700 K	2806 lm
27W		3000 K, 3500 K, 4000 K	2634 lm, 2664 lm, 2722 lm		5700 K	3055 lm



All dimensions are in mm

Color choice



**Application area for retail space:**  
Focal area | Ambient | Show Window | Wall Display