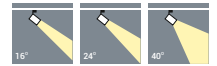




IS 10322(PART 5/SEC 2):2012  
R-71012963

Available Reflector Deg.



Semi Recess-**SPOT LIGHT**

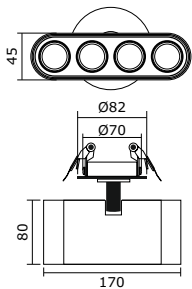
**Wattage: 15W | 17W | 19W | 23W | 25W | 27W | 29W**

## TECHNICAL SPECIFICATIONS

Light source : COB-Chip on Board  
 Power Consumption : 15W, 17W, 19W, 23W, 25W  
 27W, 29W  
 90 CRI : 3000 K | 3500 K | 4000 K  
 80 CRI : 5700 K  
 Driver : Constant Current AC-DC  
 Input Voltage Range : 220-240 V  
 Output Voltage : 33V-37V DC  
 Output Current : 400 mA, 450 mA, 500 mA, 600 mA,  
 650 mA, 700 mA, 750 mA  
 Power Factor : >0.98  
 THD : <10%

## PRODUCT HIGHLIGHTS

- Aesthetically designed semi-recess mounted spot light luminaire
- 355° rotatable and 45°-90° adjustable light head
- The complete luminaire is made of die-cast aluminium
- High efficient passive cooling die cast aluminium light head
- Aesthetically designed anti glare ABS front ring
- High efficiency vacuum metalized polycarbonate reflector with beam angle options of 16°, 24° & 40°
- High efficacy chip on board (COB) LED technology
- Inbuilt high efficiency electronic driver technology
- Shade : powder coated-white, black & grey




Cut Dia. Ø72 mm

## LED PARAMETERS

WATTS	CRI	COLOR TEMP.	LUMEN	CRI	COLOR TEMP.	LUMEN
15W	90	3000 K, 3500 K, 4000 K	1334 lm, 1349 lm, 1370 lm	80	5700 K	1581 lm
17W		3000 K, 3500 K, 4000 K	1565 lm, 1582 lm, 1600 lm		5700 K	1840 lm
19W		3000 K, 3500 K, 4000 K	1710 lm, 1729 lm, 1748 lm		5700 K	2014 lm
23W		3000 K, 3500 K, 4000 K	2003 lm, 2025 lm, 2058 lm		5700 K	2363 lm
25W		3000 K, 3500 K, 4000 K	2140 lm, 2165 lm, 2213 lm		5700 K	2558 lm
27W		3000 K, 3500 K, 4000 K	2340 lm, 2367 lm, 2408 lm		5700 K	2744 lm
29W		3000 K, 3500 K, 4000 K	2448 lm, 2477 lm, 2508 lm		5700 K	2909 lm

Color choice



**Application area for retail space:**

Focal area | Peripheral | Show Window | Wall Display