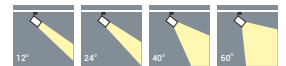




IS 10322(PART 5/SEC 1):2012
R-71007862

Available Reflector Deg.



Power Track-ACCENT LIGHT

Wattage: 15W | 17W | 19W | 23W | 25W | 27W | 29W

TECHNICAL SPECIFICATIONS

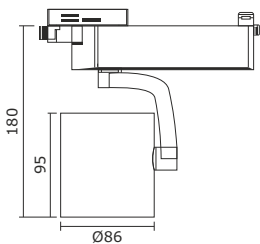
Light Source	: COB-Chip on Board
Power Consumption	: 15W, 17W, 19W, 23W, 25W, 27W, 29W
90 CRI	: 3000 K 3500 K 4000 K
80 CRI	: 5700 K
Driver	: Constant current AC-DC
Input Voltage Range	: 220-240 V
Output Voltage	: 33V-37V DC
Output Current	: 400 mA, 450 mA, 500 mA, 600 mA, 650 mA, 700 mA, 750 mA
Power Factor	: >0.98
THD	: <10%

PRODUCT HIGHLIGHTS

- Aesthetically designed track mounted horizontal-accent luminaire
- 355° rotatable and 45°-90° adjustable light head
- The complete luminaire is made of die-cast aluminium
- High efficient passive cooling die cast aluminium light head
- Aesthetically designed anti glare ABS front ring
- High efficiency vacuum metalized polycarbonate reflector with beam angle options of 12°, 24°, 40°, 60°
- High efficacy chip on board (COB) LED technology
- Inbuilt high efficiency electronic driver technology
- Adaptor-suitable for 3wire / 4 wire power track
- Shade : powder coated-white, black & grey


LED PARAMETERS

WATTS	CRI	COLOR TEMP.	LUMEN	CRI	COLOR TEMP.	LUMEN
15W	90	3000 K, 3500 K, 4000 K	1698 lm, 1709 lm, 1729 lm	80	5700 K	2015 lm
17W		3000 K, 3500 K, 4000 K	1944 lm, 1953 lm, 1967 lm		5700 K	2292 lm
19W		3000 K, 3500 K, 4000 K	2146 lm, 2149 lm, 2155 lm		5700 K	2507 lm
23W		3000 K, 3500 K, 4000 K	2421 lm, 2467 lm, 2514 lm		5700 K	2884 lm
25W		3000 K, 3500 K, 4000 K	2594lm, 2625 lm, 2664 lm		5700 K	3111 lm
27W		3000 K, 3500 K, 4000 K	2850lm, 2858 lm, 2866 lm		5700 K	3354 lm
29W		3000 K, 3500 K, 4000 K	2974lm, 2998 lm, 3036 lm		5700 K	3533 lm



All dimensions are in mm

Color choice



Application area for retail space:

Focal area | Ambient | Show Window | Wall Display