



Recess-ADJUSTABLE SPOT LIGHT

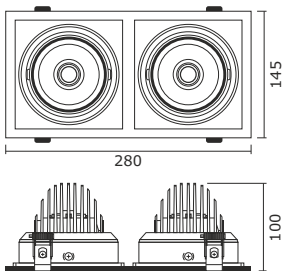
Wattage: 2X22W | 2X24W | 2X27W

TECHNICAL SPECIFICATIONS

Light source : COB-Chip on Board
 Power Consumption : 2X22W, 2X24W, 2X27W
 90 CRI : 3000 K | 3500 K | 4000 K
 80 CRI : 5700 K
 Driver : Constant Current AC-DC
 Input Voltage Range : 220-240 V
 Output Voltage : 33V-37V DC
 Output Current : 600 mA, 650 mA, 700 mA
 Power Factor : >0.98
 THD : <10%

PRODUCT HIGHLIGHTS

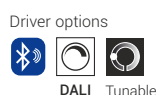


- Aesthetically & functionally designed high performance recess gimbal down light luminaire
- The complete luminaire housing is made of CRCA sheet steel
- High efficient passive cooling die-cast aluminium light head
- The light head individually fixed with gimbal ring to rotate 350° and tiltable 35°
- Aesthetically designed anti glare die-cast aluminium front ring
- High efficiency vacuum metalized polycarbonate reflector with beam angle options of 12°, 24°, 45° & 60°
- High efficacy chip on board (COB) LED technology
- Isolated-high efficiency electronic driver technology
- Heavy gauge clamp adjustment locking for easy installation on false ceiling application
- Shade: powder coated-white, black & grey



LED PARAMETERS

WATTS	CRI	COLOR TEMP.	LUMEN	CRI	COLOR TEMP.	LUMEN
2X22W	90	3000 K, 3500 K, 4000 K	2289 lm, 2303 lm, 2426 lm	80	5700 K	2654 lm
2X24W		3000 K, 3500 K, 4000 K	2442 lm, 2513 lm, 2562 lm		5700 K	2806 lm
2X27W		3000 K, 3500 K, 4000 K	2634 lm, 2664 lm, 2722 lm		5700 K	3055 lm

Cut Sq. 130X265 mm



Application area for retail space:
 Focal area | Peripheral | Show Window | Wall Display