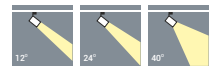




Available Reflector Deg.



Power Track-ACCENT LIGHT

Wattage: 15W | 17W | 19W | 23W | 25W | 27W | 29W

TECHNICAL SPECIFICATIONS

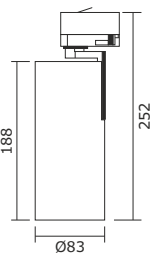
Light Source	: COB-Chip on Board
Power Consumption	: 15W, 17W, 19W, 23W, 25W, 27W, 29W
90 CRI	: 3000 K 3500 K 4000 K
80 CRI	: 5700 K
Driver	: Constant current AC-DC
Input Voltage Range	: 220-240 V
Output Voltage	: 33V-37V DC
Output Current	: 400 mA, 450 mA, 500 mA, 600 mA, 650 mA, 700 mA, 750 mA
Power Factor	: >0.98
THD	: <10%

PRODUCT HIGHLIGHTS

- Aesthetically designed cylindrical track mounted vertical-accent luminaire
- 355° rotatable luminaire and 45° adjustable light head
- The complete luminaire is made of extruded aluminium
- High efficient passive cooling extruded aluminium light head
- Aesthetically designed anti glare ABS front ring
- High efficiency vacuum metalized polycarbonate reflector with beam angle options of 12°, 24° & 40°
- High efficacy chip on board (COB) LED technology
- Inbuilt high efficiency electronic driver technology
- Adaptor-suitable for 3wire / 4wire power track
- Shade : powder coated-white, black & grey

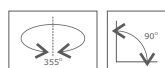


LED PARAMETERS 3 | 4 CKT

WATTS	CRI	COLOR TEMP.	LUMEN	CRI	COLOR TEMP.	LUMEN
15W	90	3000 K, 3500 K, 4000 K	1389 lm, 1478 lm, 1589 lm	80	5700 K	1656 lm
17W		3000 K, 3500 K, 4000 K	1689 lm, 1756 lm, 1849 lm		5700 K	1986 lm
19W		3000 K, 3500 K, 4000 K	1865 lm, 1932 lm, 2045 lm		5700 K	2180 lm
23W		3000 K, 3500 K, 4000 K	2093 lm, 2138 lm, 2186 lm		5700 K	2395 lm
25W		3000 K, 3500 K, 4000 K	2342 lm, 2392 lm, 2464 lm		5700 K	2637 lm
27W		3000 K, 3500 K, 4000 K	2549 lm, 2598 lm, 2681 lm		5700 K	2923 lm
29W		3000 K, 3500 K, 4000 K	2684 lm, 2702 lm, 2773 lm		5700 K	3158 lm



All dimensions are in mm

Color choice



Application area for retail space:
Focal area | Ambient | Show Window | Wall Display