



Recess-ADJUSTABLE SPOT LIGHT

Wattage: 45W | 48W | 54W | 60W | 65W | 68W | 75W

## TECHNICAL SPECIFICATIONS

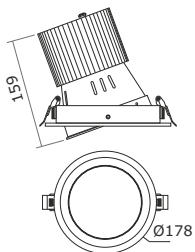
Light source : COB-Chip on Board  
 Power Consumption : 45W, 48W, 54W, 60W, 65W, 68W, 75W  
 90 CRI : 3000 K | 3500 K | 4000 K  
 80 CRI : 5700 K  
 Driver : Constant Current AC-DC  
 Input Voltage Range : 220-240 V  
 Output Voltage : 33V-37V DC  
 : 48V-52V DC (68W,75W)  
 Output Current : 1150 mA, 1200 mA, 1350 mA,  
 : 1500 mA, 1600 mA  
 Power Factor : >0.98  
 THD : <10%

## PRODUCT HIGHLIGHTS

- Aesthetically designed high performance tiltable recess-spot light luminaire
- The complete luminaire is made of die cast aluminium
- High efficient passive cooling die-cast aluminium light head
- The light head rotatable 350° and tiltable 35°
- Aesthetically designed anti glare die-cast aluminium front ring
- High efficiency aluminium reflector with beam angle options of 12°, 24°, 40° & 60°
- High efficacy chip on board (COB) LED technology
- Isolated - high efficiency electronic driver technology
- Heavy gauge spring toggle for easy installation on false ceiling application
- Shade: powder coated-white, black & grey

## LED PARAMETERS



WATTS	CRI	COLOR TEMP.	LUMEN	CRI	COLOR TEMP.	LUMEN
45W	90	3000 K, 3500 K, 4000 K	4249 lm, 4339 lm, 4530 lm	80	5700 K	4856 lm
48W		3000 K, 3500 K, 4000 K	4767 lm, 4897 lm, 4978 lm		5700 K	5345 lm
54W		3000 K, 3500 K, 4000 K	5386 lm, 5474 lm, 5572 lm		5700 K	6245 lm
60W		3000 K, 3500 K, 4000 K	5845 lm, 5905 lm, 6032 lm		5700 K	6780 lm
65W		3000 K, 3500 K, 4000 K	6245 lm, 6376 lm, 6504 lm		5700 K	7175 lm
68W		3000 K, 3500 K, 4000 K	6598 lm, 6661 lm, 6798 lm		5700 K	7165 lm
75W		3000 K, 3500 K, 4000 K	7235 lm, 7387 lm, 7469 lm		5700 K	7899 lm



Cut Dia. Ø161 mm

All dimensions are in mm

Color choice



Driver options



Application area for retail space:

Focal area | Peripheral | Show Window | Wall Display