


LUCINA-C



COMPACT LINEAR LIGHTING SYSTEMS



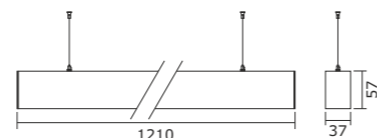
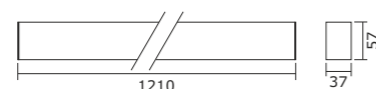
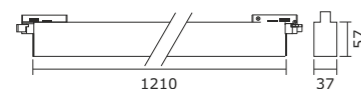
LUCINA-C-3CPT
LUCINA-C-4CPT
Power Track Diffused



LUCINA-C-S
Surface Mount



LUCINA-C-P
Pendant Mount



Pendant | Recess | Surface-**DOWN LIGHT**

Wattage: 15W | 18W | 20W | 22W | 25W

TECHNICAL SPECIFICATIONS

Light Source : MPL-Mid Power LED
 Power Consumption : 15W, 18W, 20W, 22W, 25W
 Color Temperature : 3000 K | 3500 K | 4000 K
 5700 K | 6500 K
 Driver : Constant Current AC-DC
 Input Voltage Range : 220-240 V
 Output Voltage : 33V-37V DC
 Output Current : 400 mA, 450 mA, 500 mA,
 550 mA, 650 mA
 Power Factor : >0.95
 THD : <10%

PRODUCT HIGHLIGHTS

- Aesthetically designed recess, surface & pendant mount linear profile luminaire for down light application
- Luminaire housing made from high-grade extruded aluminum
- High efficiency passive cooling technology for good thermal management
- Aesthetically designed high efficiency PC symmetric diffuser
- High efficacy SMD (mid powder) LED technology used in FR-4 PCB
- Inbuilt-high efficiency electronic driver technology
- Shade: powder coated-white, black & grey

All dimensions are in mm

LED PARAMETERS

WATTS	CRI	COLOR TEMP.	LUMEN
15W	80	3000 K, 3500 K, 4000 K, 5700 K, 6500 K	1515 lm, 1545 lm, 1575 lm, 1605 lm, 1620 lm
18W		3000 K, 3500 K, 4000 K, 5700 K, 6500 K	1800 lm, 1836 lm, 1872 lm, 1908 lm, 1926 lm
20W		3000 K, 3500 K, 4000 K, 5700 K, 6500 K	1980 lm, 2000 lm, 2060 lm, 2100 lm, 2120 lm
22W		3000 K, 3500 K, 4000 K, 5700 K, 6500 K	2156 lm, 2178 lm, 2244 lm, 2288 lm, 2310 lm
25W		3000 K, 3500 K, 4000 K, 5700 K, 6500 K	2425 lm, 2450 lm, 2525 lm, 2575 lm, 2600 lm

- Inbuilt-high efficiency electronic driver technology
- Adaptor-suitable for 3 wire/4 wire power track



Application area for retail space:
Ambient | Entrance | Cash Counter | Hyper/Supermarket